



**PREFORM TCG**  
Preformed thermoplastic road marking





*Fast and easy application which requires only a brush, a propane burner and 1-2 trained operatives\*.*



#### **PREFORM TCG**

- is a preformed thermoplastic which offers new solutions for efficient horizontal road markings and increases the safety of traffic participants;
- is an environmentally friendly product;
- improves traffic conditions;
- the preformed thermoplastic is available in two versions:
  - PREFORM TCG (standard): for obtaining an initial retroreflection it's necessary to add Drop-On-Beads during application phase;
  - PREFORM TCG-SR (Self-Reflecting): for initial retroreflection, no further addition of Drop-On-Beads during application is necessary;
- is a durable product providing long term increased visibility during the day and excellent nighttime retroreflection, due to the glass beads embedded on the surface of the material and also inside the material;
- is certified: AETEC Certificates – No. 3545/P7-R-I (durability P7), 3607/P7-R-I (durability P7), 3608/P7-R-I (durability P7).

\*Metalbac & Farbe offers free training.

Symbol	Article Name	Code	Dimensions (mm) bxh	Quantity per Package
--------	--------------	------	------------------------	-------------------------














	Lines	10A0501	50 x 1.000	96
		10A1002	100 x 1.000	48
		10A1203	120 x 1.000	40
		10A1504	150 x 1.000	32
		10A2005	200 x 1.000	24
		10A2506	250 x 1.000	16
		10A3007	300 x 1.000	16
		10A4008	400 x 1.000	8
		10A5009	500 x 1.000	8
		10A6010	600 x 1.000	8
		10A1211	120 x 500	80
		10A2512	250 x 500	32
		10A3013	300 x 500	32
		10A5014	500 x 500	16
		10A4015	400 x 400	16
		10A3016	300 x 300	48
	Straight Arrow	11A1501	1.500	20
		11A5002	5.000	2
		11A7503	7.500	2
	Left Arrow	11A1504L	1.500	8
		11A5005L	5.000	2
		11A7506L	7.500	2
	Right Arrow	11A1504R	1.500	8
		11A5005R	5.000	2
		11A7506R	7.500	2
	Straight-Left or Straight-Right Arrow	11A5007L/R	5.000	1
		11A7508L/R	7.500	1
	Left-Right Arrow	11A5009	5.000	1
		11A7510	7.500	1
	Straight-Left-Right Arrow	11A5011	5.000	1
		11A7512	7.500	1
	Deflection Arrow	11A6013	6.000	2
	Lane Reduction L Arrow R Left/Right	11A5014L	5.000	1
		11A5014R	5.000	1
	White Triangles	11A3717	350 x 700	20
		11A5718	500 x 700	8
		11A6719	600 x 700	8
		11A7220	700 x 2.000	4
	Give Way	11A1221	1.000 x 2.000	2
		11A2422	2.000 x 4.000	1
		11A2623	2.000 x 6.000	1



Standard colors  
PREFORM TCG\*

\* PREFORM TCG is available in traffic colors, on request  
other colors can be delivered;


Other sizes, shapes and colors on request.

Symbol	Article Name	Code	Dimensions (mm) bxh	Quantity per Package		
	Disabled	12C1104	1.000 x 1.000	4		
		12C1103	1.000 x 1.200	3		
		12C1102	1.200 x 1.400	2		
	Family Parking	12C9907	900 x 900	3		
		12C1108	1.100 x 1.100	2		
	School	12C3315	3.000 x 3.000	1		
	Children	12A1112	1.000 x 1.000	4		
		12A1513	1.500 x 2.000	2		
		12A2314	2.000 x 3.000	1		
	Pedestrian	12A4715	400 x 750	6		
		12A5116	550 x 1.000	6		
		12A8117	800 x 1.500	2		
	Bicycle	12A8810	815 x 870	8		
		12A8112	800 x 1.050	5		
		12A1214	1.500 x 2.000	2		
	Bicycle	12C9914	980 x 980	3		
		12C9115	960 x 1.170	2		
		12C1216	1.700 x 2.200	1		
	Motorcycle	12A8118	800 x 1.050	5		
		12A1219	1.500 x 2.000	2		
	Vehicle	12A1823	1.800 x 850	1		
	Truck	12A2124	2.000 x 1.000	1		
		12A2825	2.800 x 1.500	1		
	Bus	12A2126	2.500 x 1.000	1		
		12A2127	2.800 x 1.500	1		
	Electric Vehicle	12C4222	400 x 250	32		
		12C7423	700 x 400	8		
		12C1524	1.000 x 550	8		
	Electric Vehicle	12C1125	1.000 x 1.500	1		
STOP TAXI BUS TRAM	STOP, TAXI, BUS, TRAM, BIKE, LANE, SLOW	13A1641X	h 1.600	1		
		13A4042X	h 4.000	1		
ABCDE...01234	Letters and Numbers Code: 13A1401X	Dimensions: h (mm)				
		100	200	300	500	950
		1.200	1.600	2.500	3.000	4.000

Other sizes, shapes and colors on request.



Symbol	Code	Dimensions (mm) b x h	Quantity per Package
--------	------	--------------------------	-------------------------



14C1104	1.000 x 1.000	4
14C1206	1.000 x 2.500	1
14C1301	1.000 x 3.000	1
14C2402	2.000 x 4.000	1
14C2603	2.000 x 6.000	1



Other sizes, shapes and colors on request.

Symbol	Code	Dimensions (mm) b x h	Quantity per Package
--------	------	--------------------------	-------------------------



15C1002	ø 1.000	2
15C2003	ø 2.000	1
15C1304	1.000 x 3.000	1
15C2405	2.000 x 4.000	1
15C2606	2.000 x 6.000	1



Other sizes, shapes and colors on request.



Symbol	Code	Dimensions (mm) bxxh	Quantity per Package
--------	------	-------------------------	-------------------------



16C1103	1.000 x 1.000	4
16C1207	1.200 x 2.000	1
16C1301	1.000 x 3.000	1
16C2402	2.000 x 4.000	1
16C2603	2.000 x 6.000	1



**PLAYFORM** - is the best solution to obtain educative and interactive games for kids, logos, street decorations, touristic marking symbols or when you want a durable, inspirational design, created in colors which brighten the atmosphere.

**Please Note:** Before applying the PREFORM TGC, it is strongly recommended to treat the surface with AC 341 Primer, no matter if the surface is asphalt or other bituminous surface. AC 341 PRIMER is available in 1 and 4,5 liter drums.



Other sizes, shapes and colors on request.

## The Application



- 1** Dust, sand and other impurities shall be removed before application. Surface must be free of oils or other chemical substances.
- 2** Always heat the surface prior to application. Especially at lower temperatures but as well in summer time in order to remove remaining moisture.
- 3** On the cleaned and dried surface outline the symbol using a piece of chalk.
- 4** Over the entire outlined surface, the primer recommended by the manufacturer shall be applied uniformly.
- 5** The pieces of the symbol will be assembled according to the instructions given by the manufacturer. After that, heat the material uniformly over the entire surface and in depth until it will be totally molten and adhere to the bitumen substrate. For thorough adhesion, the melted material must reach a temperature between 200 - 220°C, temperature that can be checked with a infrared thermometer.
- 6** Immediately after melting, sprinkle glass beads over the still hot surface of the material\*.

For further information regarding product application, please read **"Application instructions - PREFORM TCG"** available on our website [www.metalbacfarbe.com](http://www.metalbacfarbe.com)

**Attention:** It is strictly recommended to make an adhesion test after application, when the preformed thermoplastic material has cooled down sufficiently but is still soft. Using a chisel and a hammer a 5 mm deep cut will be made. If the material jumps off or can be easily removed it was not heated enough. Steps 5 and 6 have to be repeated. (The test will be performed in different places, preferably at the edges and in the center of the symbol).

\*when using PREFORM TCG-SR (Self Reflecting) for obtaining an initial retroreflection, no further addition of Drop-On-Beads is required during and after the application.

## The Factory



We permanently invest in research, development and technology. Metalbac & Farbe is providing a modern and flexible production and is able to deliver the material a short time after order. Personalized products can be delivered at high quality standard.

## Contact Us

### Metalbac & Farbe SA

DN 11, Magura, Judetul Bacau  
Zip Code: 607305, Romania  
T: +40 234 212 408, +40 740 118 110  
F: +40 234 212 409  
E-mail: [office@metalbacfarbe.com](mailto:office@metalbacfarbe.com)

